

Faculty

Venues (map)

10th Workshop on ESD Expert Training

May 15 - May 18 2018
Salzburg

Endorsed by



OEGGH
DGVS
OEGCH

Faculty

- F. Berr** / Salzburg
- S. Baba** / Kobe
- J. Hochberger** / Berlin
- S. Kantsevov** / Baltimore
- T. Maehata** / Tokyo
- A. Mitrakov** / N. Novgorod
- T. Oyama** / Nagano
- A. Takahashi** / Nagano

- T. Ponchon** / Lyon
- H. Seifert** / Oldenburg
- T. Toyonaga** / Kobe
- A. Wagner** / Salzburg
- E. Wedi** / Göttingen
- T. Uraoka** / Tokyo
- N. Yahagi** / Tokyo
- A. Ziachehabi** / Linz

Organisers

- A. Wagner / Salzburg
- T. Kiesslich / Salzburg
- M. Fuschlberger / Salzburg
- D. Neureiter / Salzburg
- S. Dammer / Hildesheim
- F. Schachinger / Altheim
- L. Strobl / Zwettl
- C. Mayr / Salzburg



Certification **18 DFP / CME**

www.gastroenterologie-salzburg.at

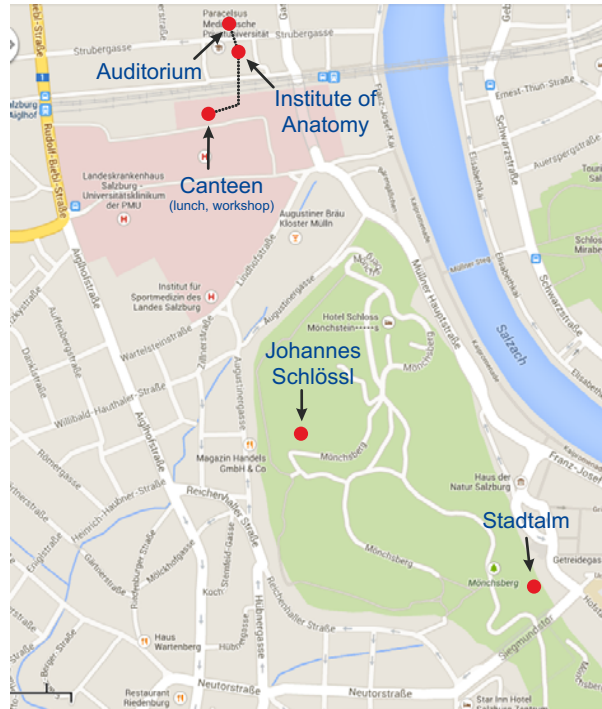
Contact frieder.berr@pmu.ac.at, t.kiesslich@salk.at

WORKSHOP:

- **Tue, May 15, 17:00-19:00, Johannes Schlössl**
Mönchsberg 24, 5020 Salzburg
<http://www.johannes-schloessl.at/>
- **Wed / Thu, May 16 & 17, 7:45 - 18:15, Institute of Anatomy**, Paracelsus Medical University, Strubergasse 21, 5020 Salzburg, <http://www.pmu.ac.at>

UPDATE on Endoscopic Skills & ESD LIVE: see program

- **Fri, May 18, 8:00 - 16:15, Auditorium**, Paracelsus Medical University, Strubergasse 22, 5020 Salzburg



Frieder Berr, Maria Fuschlberger
Tobias Kiesslich, Christian Mayr, Andrej Wagner
Paracelsus Medical University, Inst. of Physiology and Dept. of Medicine I, Strubergasse 22, 5020 Salzburg, AT

Anita Beyer
Interessensverband Endoskopiepersonal Austria, 1097 Vienna, AT

Jürgen Hochberger, Song-Sa Dammer
Dept. of Gastroenterology, Vivantes Klinikum im Friedrichshain Landsberger Allee 49, 10249 Berlin, DE

Sergey V. Kantsevov
Institute for Digestive Health & Liver Diseases, Mercy Med. Center University of Maryland School of Medicine, Baltimore, MD, USA

Alexandr Mitrakov, Alena Klochkova
Endoscopy Unit, Nizhniy Novgorod Cancer Hospital, Ankydinovskoe str. 1, ZIP 603081, Nizhniy Novgorod, RU

Tsunee Oyama, Akiko Takahashi
Department of Endoscopy, Saku Central Hospital Advanced Care Center, Zip code 3850051, 3400-28 Nakagomi, Saku, Nagano, JP

Thierry Ponchon
Hôpital Edouard Herriot, Spécialités Digestives, Pavillon H, 69437 Lyon, FR

Hans Seifert
Department of Internal Medicine - Gastroenterology, University Clinics Oldenburg, 26133 Oldenburg, DE

Takashi Toyonaga, Shinichi Baba
Division of Gastroenterology, Department of Internal Medicine, Graduate School of Medicine, Kobe University, 7-5-1 Chu-o-ku, Kusunoki-cho, Kobe, Hyogo, 650-0017, JP

Toshio Uraoka
Department of Gastroenterology, Tokyo medical center, 2-5-1, Higashiagaoka, Meguro-ku, Tokyo, 152-8902, JP

Edris Wedi
Gastroenterology and GI oncology, Universitätsmedizin Göttingen 37073 Göttingen, DE

Naohisa Yahagi, Tadateru Maehata
Cancer Center, Keio University School of Medicine, 35 Shinanomachi, Shinjuku-ku, Tokyo, 160-8582, JP

Alexander Ziachehabi, Teresa Fritz
Department of Internal Medicine IV, Elisabethinen Hospital Ordensklinikum Linz, AT

Sponsors



Leonie Wild Foundation



PARACELSUS
MEDIZINISCHE PRIVATUNIVERSITÄT



UNIKLINIKUM
SALZBURG

17:00 Berr F
Structure of the workshop

17:50 Kantsevov S: Endoscopic suturing for ESD

17:10 Yahagi N
Dual knife technique

18:10 Wagner A: Clipping techniques for ESD perforation

17:20 Oyama T
Hook knife technique

18:20 Oyama T: Acute Bleeding: Prevention and Hemostasis

17:30 Mitrakov A, Seifert H
Hybrid knife technique

18:45 Walk (incl. group foto) to dinner

17:40 Toyonaga T
Flush knife technique

19:30 Dinner at fortress Hohensalzburg

Hands-on training (08:00 - 12:30 and 14:00 - 18:30), Coffee available in foyer for individual breaks
Eight tutors (1-8); 8 teams of 3 participants (A-F); 8 stations simultaneously each session
Separate Rotation scheme for ESD assistants training (Organizers: **Fuschlberger M, Dammer S**)

Morning Objective: ESD performance in Stomach

8:00 - 8:15 **YAHAGI / URAOKA**: Live Demonstration (J-dual knife)

8:20 - 12:20 **ESD Training**: Complication training at stations ^(c)

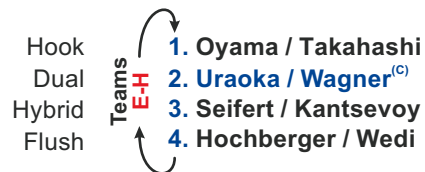


12:30 - 14:00 LUNCH (hospital's canteen)

Afternoon Objective: ESD performance in Stomach and Colon

14:00 - 14:15 **OYAMA**: Live Demonstration (J-hook knife)

14:15 - 18:15 **ESD Training**: Complication training at stations ^(c)

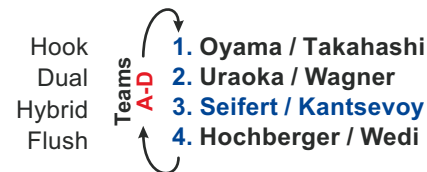


18:15 **END of Training Sessions**

Morning Objective: ESD performance in Stomach and Colon

8:00 - 8:15 **KANTSEVOY / MITRAKOV**: Live Demo (hybrid knife & suturing)

8:20 - 12:20 **ESD Training**: Complication training at stations ^(c)



12:30 - 14:00 LUNCH (hospital's canteen)

Afternoon Objective: ESD performance in Colon or Esophagus

14:00 - 14:15 **TOYONAGA**: Live Demonstration (flush knife, clipping)

14:15 - 18:15 **ESD Training**: Complication training at stations ^(c)



18:15 - 18:30 **END and Certification of participation**

Theory part for Workshop (see separate program flyer)

10th Update on Endoscopic Skills on 18.05.2018 (8:00-16:15)

Focus of the Workshop

The course is conceived to advance the technical skills for colonic ESD of interventional endoscopists with basic experience in performance of ESD procedures. Each participant will perform the equivalent of 5 ESD procedures and manage intentional complications.

The aim is to provide technical experience for clinical ESD in the colorectum.

- ESD using standard instruments (J-Dual-, J-Hook-, Hybrid- and Flush-BT-knife)
- Standard Procedures for ESD in Stomach, Esophagus & Colon
- Prevention and handling of complications (bleeding, perforation)

Live demonstrations by tutors (beamer projection in the operating room).

Participants: 24 expert endoscopists and 8 expert nurse assistants from major referral centers. Participants take turns after 20 min practicing as endoscopic operator.